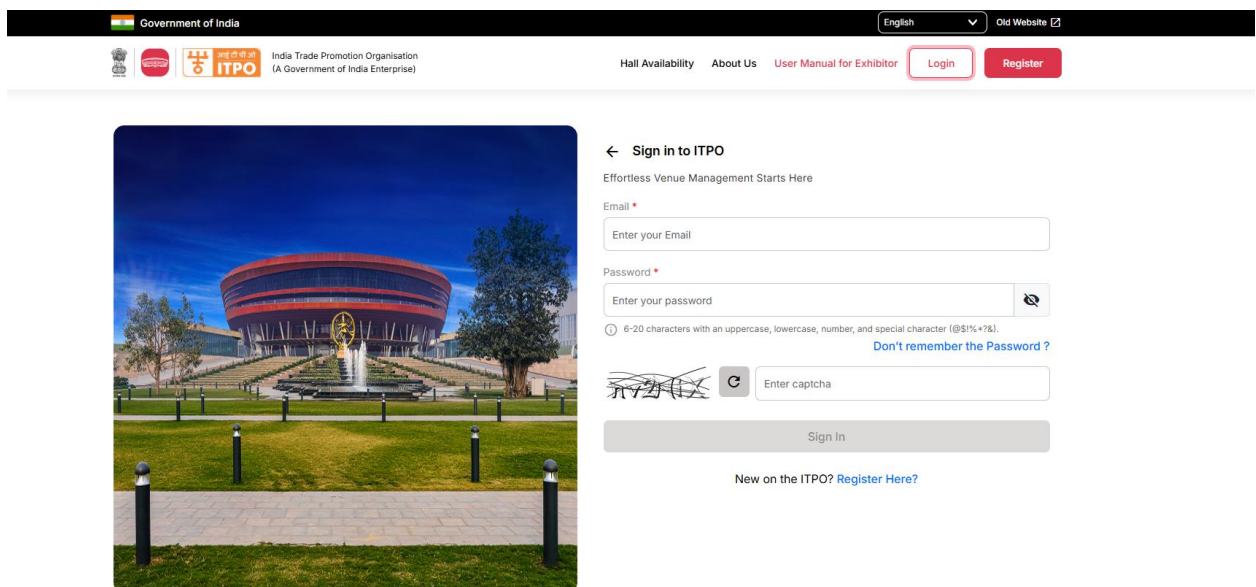
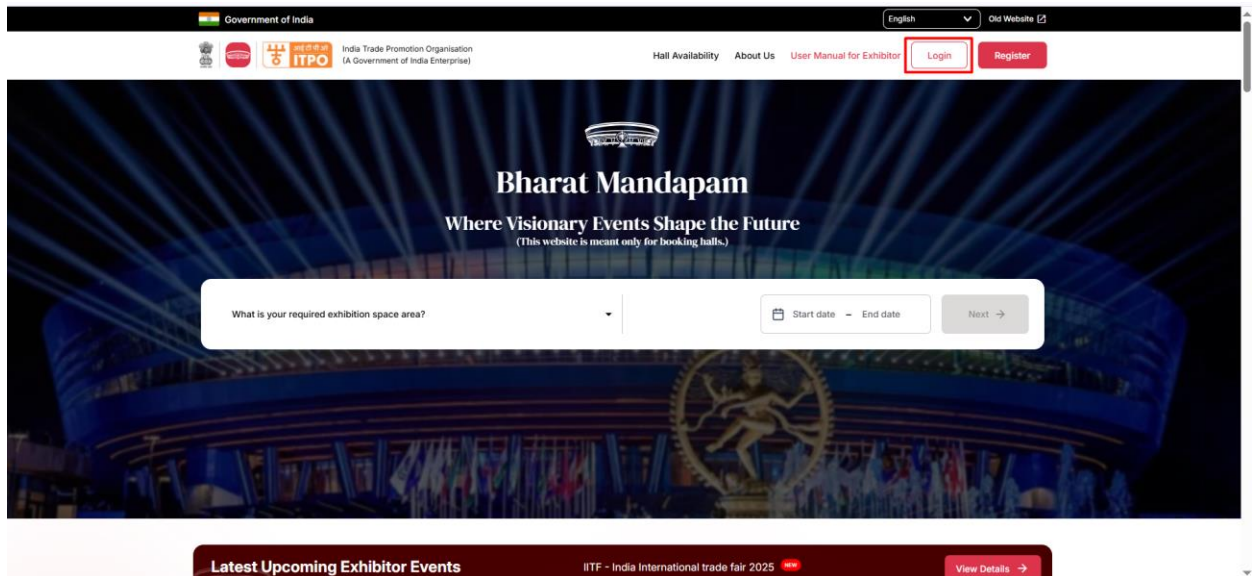


Login as Exhibitor

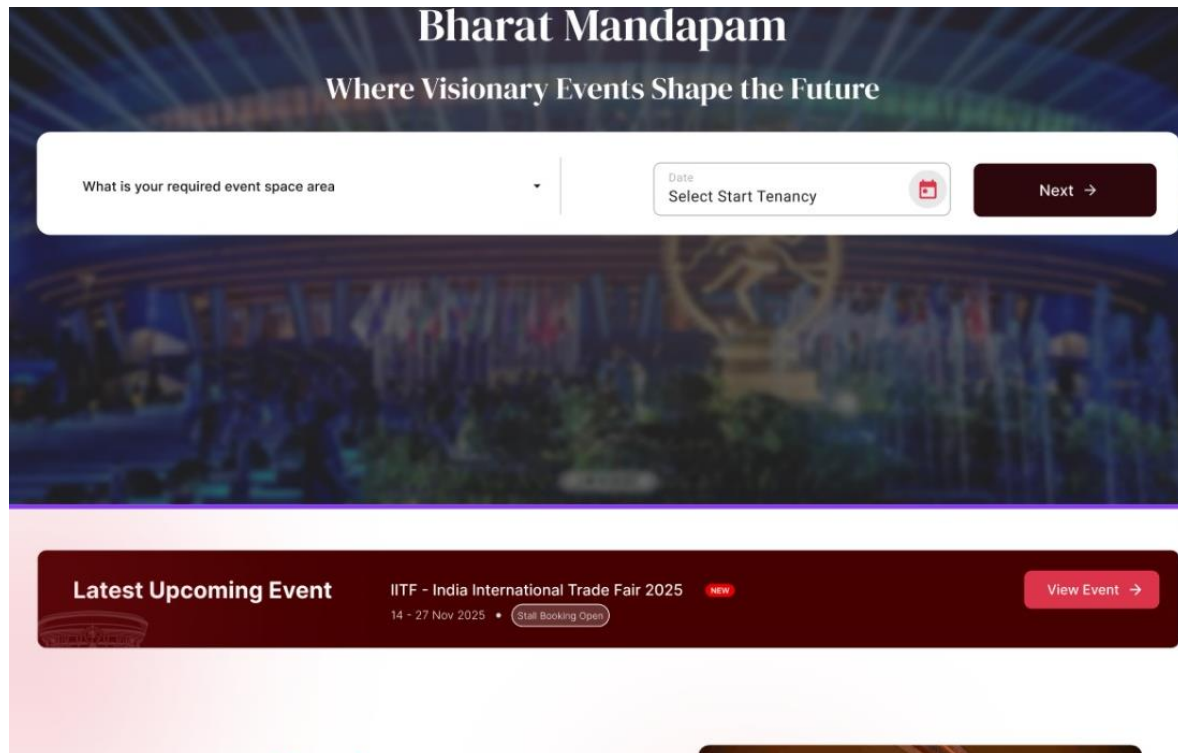
User needs to login as Exhibitor in order to Pre-register themselves for the Event and Apply for Marquee.

1. Users can visit the Website <https://booking.indiatradefair.com/login>. After entering the URL, the User will be redirected to the Portal.
2. Click on the Login Button and enter the Login credentials.




Pre-registration for a specific ITPO event(IITF, AAHAR, IILF etc.)

1. On Homepage, User will see the latest upcoming events section. Click on “View Events” Button.



2. User can view all the upcoming internal events along with the basic details.

Upcoming Events



IITF 2025

14-27 Nov 2025


Marquee registration starts in 6 day(s)

Marquee Registration: 04 Aug 2025
Public Stall Booking Start: 18 Aug 2025

Marquee Booking Start: 11 Aug 2025
Public Stall Booking End: 22 Aug 2025

7 Halls 4 Stalls Footfall Expected: 3500 Event Organiser: India Trade Promotion Organisation

[View Event Detail](#)



Internal event Jul 8

13-15 Jul 2050

Marquee booking ended 1 day(s) ago

Marquee Registration: 22 Jul 2025
Public Stall Booking Start: 29 Jul 2025

Marquee Booking Start: 24 Jul 2025
Public Stall Booking End: 14 Aug 2025

2 Halls 31 Stalls Footfall Expected: 1000 Event Organiser: Test Oraganiser PROD

[View Event Detail](#)

3. On clicking “View Event Detail”, user will be navigated to Event’s detail page.

Internal event Jul 8

Jul 2050 13 - 15

Date: Wed, 13 Jul 2050 - Friday, 15 Jul 2050 [12:00 AM - 12:00 AM IST]

Location: ITPO Trade Fair, New Delhi-110021 [Get Directions](#)

Halls Hall 1FF Hall 2GF

Stall booking starts in 1 day(s)

[Pre Registration](#)

Terms and Conditions

Read terms and condition carefully before proceeding [View Terms and conditions](#)

General Stall Booking

Select categories for your Business to discover available halls and book your perfect stall space

Public Stall Booking Start-30 Jul 2025 Public Stall Booking End-04 Aug 2025

[Book Stall\(s\)](#)

About the Event


testing


- Here, User is shown detailed view of the event along with the Pre Registration button.
- Clicking on “Pre Registration” CTA will redirect user to the pre registration page.


Jul 2050


13 - 15

Internal event Jul 8

 Date: Wed, 13 Jul 2050 - Friday, 15 Jul 2050 [12:00 AM - 12:00 AM IST]

 Location: ITPO Trade Fair, New Delhi-110021

 [Get Directions](#)

 Halls

Hall 1FF

Hall 2GF

Stall booking starts in 1 day(s)

PRE REGISTER FOR THE EVENT

Confirm Your Product Category

☐ Services related to Leather Industry - Laboratory Accreditation, Technical Solutions

☐ Finished Leather, Leather Goods, Fashion Accessories

☐ Components, Footwear Components, Materials, Synthetic Materials

☐ Chemicals

☐ Machinery, Equipment and Technology

Select the below Options:

☐ Are you SC/ST entrepreneur?

☐ Are you women entrepreneur?

☐ Are you MSME?

Submit

- User can select the Product category and check if he/she is eligible for SC/ST entrepreneur, Women entrepreneur or MSME.

How to Apply for Marquee stall bookings?

Only after successful Pre Registration, Exhibitor can apply for Marquee Bookings. Below are the steps to apply for it:

1. Click on the “Apply For Marquee” Button.

The screenshot displays the ITPO website interface for Marquee Stall Booking. The header includes the Government of India logo, ITPO logo, and navigation links: Dashboard, About Us, User Manual for Exhibitor, and a user profile dropdown for 'Hi Tanwar ...'. The main content area is divided into two columns. The left column, titled 'Marquee Stall Booking', lists eligibility criteria: companies must have an annual turnover of at least Rs. 50 crores, upload a GST certificate and a CA-certified turnover certificate, and have a minimum booth size of 100 sqm. It also states that Marquee booths will be available at a premium rate. Below the criteria, it specifies the start and end dates for document submission (06 Aug 2025 to 14 Aug 2025) and stall booking (06 Aug 2025 to 14 Aug 2025). A red 'Apply for Marquee' button is highlighted with a yellow box. The right column, titled 'General Stall Booking', prompts users to select categories for their business to discover available halls and book their perfect space. It shows the public stall booking period from 08 Aug 2025 to 12 Aug 2025, a 'Select Category' dropdown menu, and a 'Book Stall(s)' button.

2. User will be redirected to the page to upload the required documents for the application.

The screenshot shows the document upload page for Marquee registration. The header is identical to the previous page. The main content area features a banner for 'IITF 2025 - DEMO - 5 July, 2025 - 2' with a date range of '10 - 13' and a note that 'Stall booking ended 2 day(s) ago'. Below the banner, the text 'SUBMIT ELIGIBILITY DOCUMENT FOR MARQUEE REGISTRATION' is displayed. Two upload boxes are present: 'GST Certificate' and 'CA Certified Turnover Certificate'. Each box includes an 'Upload' button and a note: 'Kindly upload PNG, JPEG and PDF. (maximum size: 10MB)' for GST and 'Kindly upload PNG, JPEG and PDF. (maximum size: 20MB)' for CA. A 'Remarks' section with a text area and a '0/200' character count is located below the upload boxes. A 'Submit' button is at the bottom right.

3. User needs to upload Eligibility documents here and have option to add remarks. After upload, click on Submit button.

The screenshot shows the ITPO registration interface. At the top, there's a header with the ITPO logo and navigation links: Dashboard, About Us, User Manual for Exhibitor, and a user profile dropdown for 'Hi Tanwar ...'. Below the header, a registration card displays the event dates (Sun, 10 Aug 2025 - Wed, 13 Aug 2025), location (ITPO Trade Fair, New Delhi-110021), and available halls (Hall 1FF, Hall 14GF, Hall 11). An 'Edit Registration' button is on the right. Below this card, a section titled 'SUBMIT ELIGIBILITY DOCUMENT FOR MARQUEE REGISTRATION' contains two upload boxes. The first box is for a 'GST Certificate' and the second for a 'CA Certified Turnover Certificate'. Both boxes show a green checkmark and an 'Upload' button. Below each box, a file named 'sample1755151603687.pdf' (10.99 KB) is listed with a trash icon. A 'Remarks' text area with a 'Write here' placeholder is below the file list. At the bottom right, a yellow box highlights a red 'Submit' button.

4. After submission, Approval request is sent to Admin for approval and “Pending” status will be shown to user.

The screenshot shows the ITPO registration interface after submission. The header and registration card are the same. Below the card, there are two main sections: 'Marquee Stall Booking' and 'General Stall Booking'. The 'Marquee Stall Booking' section contains a list of criteria for booking, including a minimum annual turnover of Rs. 50 crores and the requirement to upload a GST certificate and a CA-certified turnover certificate. It also lists the start and end dates for document submission (06 Aug 2025 to 14 Aug 2025) and stall booking (06 Aug 2025 to 14 Aug 2025). The 'Marquee Status' is shown as 'Pending' with a yellow warning icon. The 'General Stall Booking' section includes a dropdown for 'Select Category' and a 'Book Stall(s)' button. A green notification box at the bottom right says 'Thank you for submitting your application, we will get back to you'.

5. After Admin approves the request, status will change to “Approved” and exhibitor will be able to do stall booking during the Marquee Booking period.

Halls

Hall 2GF

Edit Registration →

Marquee Stall Booking

- The qualifying criteria for companies to be considered for booking under the "Marquee Companies" category is an annual turnover of a minimum of Rs. 50 crores during any one of the previous 05 financial years.
- Eligible companies will be required to upload their GST certificate and a CA-certified turnover certificate.
- The minimum booth size under the Marquee category will be 100 sqm.
- When stall booking for Marquee company opens, the booths will be available at a premium rate over and above the regular rentals.

Start Date to submit documents for Marquee - 13 Aug 2025 End Date to submit documents for Marquee - 15 Aug 2025

Start Stall Booking date for Marquee - 14 Aug 2025 End Stall Booking date for Marquee - 15 Aug 2025

Marquee Status: Approved

General Stall Booking

Select categories for your Business to discover available halls and book your perfect stall space

Public Stall Booking Start- 16 Aug 2025

Public Stall Booking End- 18 Aug 2025

Select Category

Select Category

Book Stall(s)

About the Event

Demo Fair Event2